


(1)(a) STATEMENT SHOWING SHAREHOLDING PATTERN IN CLAUSE-35			
NAME OF THE COMPANY: AXSYS HEALTHTECH LIMITED			
SCRIP CODE:		Name of the Scrip:	
Class of Security:			
QUARTER ENDED:	31/12/2011		
Partly paid-up shares	No. of partly paid-up shares	As a % of total no. of partly paid-up shares	As a % of total no. of shares of the Company.
Held by promoter/promoter group	0	0	0
Held by Public	0	0	0
Total:	0	0	0
Outstanding convertible securities:	No. of outstanding securities	As a % of total no. of outstanding convertible securities.	As a % of total no. of shares of the Company assuming full conversion of the convertible securities
Held by promoter/promoter group	0	0	0
Held by Public	0	0	0
Total:	0	0	0
Warrants:	No. of warrants	As a % of total no. of warrants	As a % of total no. of shares of the Company, assuming full conversion of warrants
Held by promoter/promoter group	0	0	0
Held by Public	0	0	0
Total:	0	0	0
Total paid-up capital of the Company, assuming full conversion of warrants and convertible securities	9501845	0	100.00

A handwritten signature in black ink is written over a circular stamp. The stamp contains the text "Axsys HealthTech Limited" around the perimeter and "Hyd." in the center. The signature is written in a cursive style.


CATEGORY CODE	CATEGORY OF SHAREHOLDER	NO OF SHAREHOLDERS	TOTAL NUMBER OF SHARES	NO OF SHARES HELD IN DEMATERIALI	TOTAL SHAREHOLDING AS A % OF TOTAL NO OF SHARES		SHARES PLEDGE OR OTHERWISE ENCUMBERED	
					AS a PERCENTA GE of (A+B)	As a PERCENTA GE of (A+B+C)	NUMBER OF SHARES	AS a PERCENTA GE
(I)	(II)	(III)	(IV)	(V)	(VI)	(VII)	(VIII)	(IX)=(VIII)/(IV)
(A)	PROMOTER AND PROMOTER GROUP							
(1)	INDIAN							
(a)	Individual /HUF	2	2707900	2707900	28.50	28.50	0	0.00
(b)	Central Government/State Government(s)	0	0	0	0.00	0.00	0	0.00
(c)	Bodies Corporate	0	0	0	0.00	0.00	0	0.00
(d)	Financial Institutions / Banks	0	0	0	0.00	0.00	0	0.00
(e)	Others	7	600100	600100	6.32	6.32	0	0.00
	Sub-Total A(1) :	9	3308000	3308000	34.81	34.81	0	0.00
(2)	FOREIGN							
(a)	Individuals (NRIs/Foreign Individuals)	0	0	0	0.00	0.00	0	0.00
(b)	Bodies Corporate	0	0	0	0.00	0.00	0	0.00
(c)	Institutions	0	0	0	0.00	0.00	0	0.00
(d)	Others	0	0	0	0.00	0.00	0	0.00
	Sub-Total A(2) :	0	0	0	0.00	0.00	0	0.00
	Total A=A(1)+A(2)	9	3308000	3308000	34.81	34.81	0	0.00
(B)	PUBLIC SHAREHOLDING							
(1)	INSTITUTIONS							
(a)	Mutual Funds /UTI	0	0	0	0.00	0.00		
(b)	Financial Institutions /Banks	0	0	0	0.00	0.00		
(c)	Central Government / State Government(s)	0	0	0	0.00	0.00		
(d)	Venture Capital Funds	0	0	0	0.00	0.00		
(e)	Insurance Companies	0	0	0	0.00	0.00		
(f)	Foreign Institutional Investors	0	0	0	0.00	0.00		
(g)	Foreign Venture Capital Investors	0	0	0	0.00	0.00		
(h)	Others	0	0	0	0.00	0.00		



CATEGORY CODE	CATEGORY OF SHAREHOLDER	NO OF SHAREHOLDERS	TOTAL NUMBER OF SHARES	NO OF SHARES HELD IN DEMATERIALI	TOTAL SHAREHOLDING AS A % OF TOTAL NO OF SHARES		SHARES PLEDGE OR OTHERWISE ENCUMBERED	
					AS a PERCENTA GE of (A+B)	As a PERCENTA GE of (A+B+C)	NUMBER OF SHARES	AS a PERCENTA GE
(I)	(II)	(III)	(IV)	(V)	(VI)	(VII)	(VIII)	(IX)=(VIII)/(IV)
	Sub-Total B(1) :	0	0	0	0.00	0.00		
(2)	NON-INSTITUTIONS							
(a)	Bodies Corporate	24	2774107	2767207	29.20	29.20		
(b)	Individuals							
	(i) Individuals holding nominal share capital upto Rs.1 lakh	659	625209	146394	6.58	6.58		
	(ii) Individuals holding nominal share capital in excess of Rs.1 lakh	16	1492320	1282500	15.71	15.71		
(c)	Others							
	OVERSEAS CORPORATE BODIES	2	420709	420709	4.43	4.43		
	NON RESIDENT INDIANS	1	881500	881500	9.28	9.28		
	Sub-Total B(2) :	702	6193845	5498310	65.19	65.19		
	Total B=B(1)+B(2) :	702	6193845	5498310	65.19	65.19		
	Total (A+B) :	711	9501845	8806310	100.00	100.00		
(C)	Shares held by custodians, against which Depository Receipts have been issued							
(1)	Promoter and Promoter Group							
(2)	Public	0	0	0	0.00	0.00		
	GRAND TOTAL (A+B+C) :	711	9501845	8806310	100.00	0.00		0.00

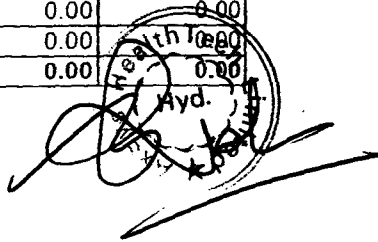
Handwritten signature and circular stamp of a company in Hyderabad. The stamp contains the text 'Hyd.' and other illegible characters.

(I)(b) Statement showing holding of securities (including shares, warrants, convertible securities) of persons belonging to the category "Promoter and Promotee"											
Sr.No	Name of the Shareholder	Details of Shares held		Encumbered shares (*)			Details of Warrants	Details of convertible securities		Total Shares (including underlying shares assuming full conversion of warrants and convertible securities) as a % of diluted share capital	
		No. of Shares held	As a % of grand total (A)+(B)+(C)	Pledge Shares	AS a percentage	AS a % of grand total (A) + (B) + (C) of sub-clause (I)(a)	Number of warrants held	AS a % total number of warrants of the	Number of convertible securities held		As a % total number of convertible securities of the same class
(I)	(II)	(III)	(IV)	(V)	(VI)=(V)/(III)	(VII)	(VIII)	(IX)	(X)	(XI)	(XII)
1	G PRADEEP RAMAYYA	2100100	22.10	0	0.00	0.00	0	0.00	0	0.00	0.00
2	G RAMESH RAMAYYA	607800	6.40	0	0.00	0.00	0	0.00	0	0.00	0.00
3	DEVIKA KOCHERLA	100000	1.05	0	0.00	0.00	0	0.00	0	0.00	0.00
4	SANDHYA RAMAYYA	100000	1.05	0	0.00	0.00	0	0.00	0	0.00	0.00
5	RAMAYYA GAURAV	100000	1.05	0	0.00	0.00	0	0.00	0	0.00	0.00
6	RAMAYYA NISHA	100000	1.05	0	0.00	0.00	0	0.00	0	0.00	0.00
7	TARUN RAMAYYA	100000	1.05	0	0.00	0.00	0	0.00	0	0.00	0.00
8	ASHWIN RAMAYYA	100000	1.05	0	0.00	0.00	0	0.00	0	0.00	0.00
9	G PRAMILA DEVI	100	0.00	0	0.00	0.00	0	0.00	0	0.00	0.00
	TOTAL :	3308000	34.81	0	0.00	0.00	0	0.00	0	0.00	0.00



 HealthTech Limited
 Hyd.

(l)(c)(i)		Statement showing holding of securities (including shares, warrants, convertible securities) of persons belonging to the category "Public" and holding more than 1% of the total number of shares						
Sr.No.	Name of the shareholder	Number of shares held	Shares as a percentage of total number of shares {i.e., Grant total (A)+(B)+(C) indicated in Statement at para (l)(a) above}	Details of warrants		Details of convertible securities		Total shares (including underlying shares assuming full conversion of warrants and convertible securities) as a % of diluted share capital)
				Number of warrants held	As a % total number of warrants of the same class	Number of convertible securities held	% w.r.t total number of convertible securities of the same class	
1	RELIANCE CAPITAL LIMITED	1325000	13.94	0	0.00	0	0.00	0.00
2	VINOD MOHAN NAIR	881500	9.28	0	0.00	0	0.00	0.00
3	FORESIGHT HOLDINGS PVT.LTD	680196	7.16	0	0.00	0	0.00	0.00
4	KIRAN VELAGAPUDI	400000	4.21	0	0.00	0	0.00	0.00
5	INFODATA LIMITED	275000	2.89	0	0.00	0	0.00	0.00
6	SETHI VIMALA RAJINDRANATH	275000	2.89	0	0.00	0	0.00	0.00
7	KARVY CONSULTANTS LTD	272600	2.87	0	0.00	0	0.00	0.00
8	PALEPU SUDHIR RAO	244000	2.57	0	0.00	0	0.00	0.00
9	VIMALA SETHI	169000	1.78	0	0.00	0	0.00	0.00
10	INDUSAGE MANAGEMENT SERVICES PRIVATE LTD	150000	1.58	0	0.00	0	0.00	0.00
11	REESHANAR INVESTMENTS LTD	145709	1.53	0	0.00	0	0.00	0.00
12	TEJAS VIDYADHARA RAO SETHI	116500	1.23	0	0.00	0	0.00	0.00
	TOTAL :	4934505	51.93	0	0.00	0	0.00	0.00



 Health India
 Hyd.

(l)(c)(ii) Statement showing holding of securities (including shares, warrants, convertible securities) of persons (together with PAC) belonging to the								
Sr.No.	Name(s) of the shareholder(s) and the Persons Acting in Concert (PAC) with them	Number of shares held	Shares as a percentage of total number of shares {i.e., Grant total (A)+(B)+(C) indicated in Statement at para (l)(a) above}	Details of warrants		Details of convertible securities		Total shares (including underlying shares assuming full conversion of warrants and convertible securities) as a % of diluted share capital)
				Number of warrants held	As a % total number of warrants of the same class	Number of convertible securities held	% w.r.t total number of convertible securities of the same class	
1	G PRADEEP RAMAYYA	2100100	22.10	0	0.00	0	0.00	0.00
2	RELIANCE CAPITAL LIMITED	1325000	13.94	0	0.00	0	0.00	0.00
3	VINOD MOHAN NAIR	881500	9.28	0	0.00	0	0.00	0.00
4	FORESIGHT HOLDINGS PVT.LTD	680196	7.16	0	0.00	0	0.00	0.00
5	G RAMESH RAMAYYA	607800	6.40	0	0.00	0	0.00	0.00
	TOTAL :	5594596	58.88	0	0.00	0	0.00	0.00

HealthTech Limited
 Hyd.
[Handwritten Signature]

AXSYS HEALTHTECH LIMITED				
SHARE HOLDING PATTERN AS ON 31/12/2011				
Sno	Description	Cases	Shares	% Equity
1	EMPLOYEES	127	643845	6.78
2	H U F	4	12800	0.13
3	BODIES CORPORATES	24	2774107	29.20
4	NON RESIDENT INDIANS	1	881500	9.28
5	OVERSEAS CORPORATE BODIES	2	420709	4.43
6	PERSONS ACTING IN CONCERT	7	600100	6.32
7	COMPANY PROMOTERS	2	2707900	28.50
8	RESIDENT INDIVIDUALS	544	1460884	15.37
	Total:	711	9501845	100.00

